

## CHARBROILER RADIANT

Three 30,000 BTU Burners

- ☐ MC-24-MR 24" Charbroiler radiant
- ☐ MC-36-MR 36" Charbroiler radiant
- ☐ MC-48-MR 48" Charbroiler radiant
- ☐ MC-60-MR 60" Charbroiler radiant



MC-36-MR

### Standard Features

- Stainless steel construction and finish.
- Heavy duty cast iron grilling grates.
- Manually controlled, independent cooking zones.
- Large, robust dial controls.
- Heavy duty cast radiant as standard.
- Stainless steel burners.
- Burner valves.
- Removable full width waste tray.
- Heavy duty adjustable feet.
- 3/4" rear gas connection.

### Warranty:

Spare Parts Warranty - 12 Months;

- The warranty covers gas components for 12 months.
- Labor costs are not included in the warranty.
- Accessories are not covered by the 12 month warranty.

### STANDARD CONSTRUCTION SPECIFICATIONS

**Model :** MC-24-MR ;MC-36-MR; MC-48-MR; MC-60-MR ;

**Exterior Finish:** Stainless steel #430 construction.

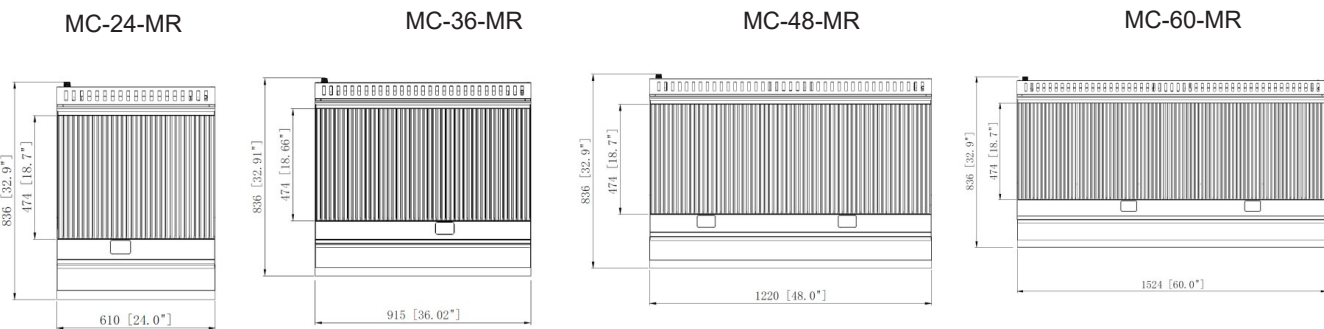
**Flue Riser:** 11" high stainless steel flue riser.

**Charbroiler:** This series of charbroiler burner power is 30000BTU every 12". Use plug valve control, manual ignition, easy to operate; Cast iron grates heat up quickly and are easy to remove and clean.



Approval Notes: \_\_\_\_\_

\_\_\_\_\_

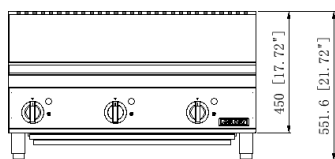


TOP VIEW

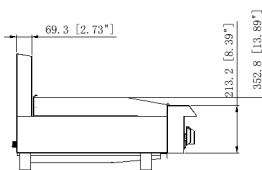
Dimensions shown in inches and millimeters

Shipping Crate Dimensions & Weight

| MODEL    | WIDTH IN.<br>(MM) | DEPTH IN.<br>(MM) | HEIGHT IN.<br>(MM) | # OF<br>BURNERS | Volume                   | Weight                 |
|----------|-------------------|-------------------|--------------------|-----------------|--------------------------|------------------------|
| MC-24-MR | 38.6(980)         | 26(660)           | 17.9(455)          | 2               | 17.96 cu ft<br>0.71 cu m | 174.9 lbs<br>(79.5 kg) |
| MC-36-MR | 38.6(980)         | 38.2(970)         | 17.9(455)          | 3               | 26.39 cu ft<br>1.04 cu m | 240.9 lbs<br>109.5 kg  |
| MC-48-MR | 50.4(1280)        | 38.6(980)         | 17.9(455)          | 4               | 27.91 cu ft<br>1.1 cu m  | 290.4 lbs<br>(132 kg)  |
| MC-60-MR | 62.4(1585)        | 38.6(980)         | 17.9(455)          | 5               | 43.1 cu ft<br>1.7 cu m   | 415.8 lbs<br>(189 kg)  |



FRONT VIEW



SIDE VIEW

UTILITY INFORMATION

**GAS:** This appliance is equipped with a gas pressure regulator. The regulator is factory set at 6" W.C for nat, or 10" W.C for propane. For your safety, call an authorized servicer for any gas conversion changes. Do not attempt to make conversion changes yourself. Any changes made by a non authorized servicer voids warranty.

**This appliance has been regulated for:**

|             |                         |
|-------------|-------------------------|
| Natural gas | 6" W.C Factory setting  |
| Propane     | 10" W.C Factory setting |

| MODEL    | GAS BTU/HOUR |         |
|----------|--------------|---------|
|          | NATURAL      | PROPANE |
| MC-24-MR | 60,000       | 60,000  |
| MC-36-MR | 90,000       | 90,000  |
| MC-48-MR | 120,000      | 120,000 |
| MC-60-MR | 150,000      | 150,000 |

Standing charbroiler models

MISCELLANEOUS

- For your safety, refer to the owner's manual prior to installation and use.
- Noncombustible unit clearances: 0" (0 mm) sides and rear - 4"(102mm) floor.
- Properly attach the legs provided before appliance is permanently installed and before use.
- Use only on non-combustible countertops and away from any combustible material.
- Equipment must be installed under proper ventilation as required per local code.

- Conversion to other gas types must only be performed by a certified technician.

NOTICE:

Mercury has a policy of continuous product research and improvement. We reserve the right to change specifications and product design without notice. Such revisions do not entitle the buyer to corresponding changes, improvements, additions or replacements for previously purchased equipment.

**INTENDED FOR COMMERCIAL USE ONLY.  
NOT FOR HOUSEHOLD USE.**

**MERCURY**